

WOODWORKERS

CLUB OF HOUSTON

VOL. 4, NO. 12

DECEMBER, 1988

Officers

Sharon Buckley - President
Kent Moore - Vice President
Don Richardson - Sec./Treasurer
Steve Procter - Newsletter Editor

Andy Anderson - Board of Directors
Jimmie Harp - Board of Directors
Ron Kuenning - Board of Directors
Hebert Wilbourn - Board of Directors

NOVEMBER MEETING

Jon Hall of A-1 Lanes spoke on the Bartley Collection finishing product lines. Jon has 18 years experience in wood working, including stints as a shop teacher, carpenter, shop foreman and his own business. Our thanks to Jon for a clear presentation, a special thank you to the Elks Lodge for hosting our meeting.

Bartley's is a combination of varnish and polyurethane. It won't raise grain. No need to sand between coats. The paste consistency is a wipe on, wipe off stain. It is very fast drying, which greatly reduces dust laying on the finish.

The multi-step process involves filler, then stain, then varnish. Apply filler with the appropriate color with a rag or foam brush, across the grain. Draw a scraper, burlap or rough cloth across the grain to remove excess. Then lightly buff with the grain. Let dry overnight. The filler can be sanded. On porous woods, two coats may be necessary. Filler on pine can reduce varnish coats later.

The stain is a wipe on, wipe off paste. On woods like maple, oak and ash, don't sand more than 120 grit if staining. This will allow more stain to penetrate--making the finish more even.

Inexpensive paper towels can be used to apply. The lint on cheap towels is minimal. Expensive paper products have lint to add bulk and absorbency. No lint cloth or even panty hose will also work.

Stains can be deepened up to four coats. Additional colors, such as japan colors, artists oils or spoonfuls of other Bartley's stains can be mixed.

The clear varnish finishes the process. Use the clear to help seal end grain. Tack cloths can be made from dipping a lint free cloth lightly in the clear varnish.

Spray lacquer (not brushing lacquer) will adhere over Bartley's. The varnish will also work over Danish oil. (Just be sure the stain is good and dry.)

One trick on intricate scroll work is to blow

the varnish into the fine cuts with low pressure air.

Always properly dispose of rags and application materials--to avoid spontaneous combustion.

Our thanks again to Jon for a fine talk and demonstration.

CLINICS AND WORKSHOPS

Murray Gordon is still looking for members to give a clinic, remember you don't have to be an expert, but maybe you've made something that would be of interest to others in the club. If your like me after I finish a project, I find many ways to make that project better, maybe you could just have a clinic on the pitfalls and how to avoid them.

Murray would also like to know what kind of clinic you might be interested in---just let him know.

Following the November Meeting Ken Wallis conducted a Stave Bowl construction clinic at Chuck Maxwell's shop. About a dozen members attended a very well presented and thorough clinic on stave bowl construction and turning a stave bowl.

I went by chuck's shop the following saturday and saw a very nice bowl that chuck had made since the clinic and he was working on a two piece tooth pick holder like ken makes.

Thanks Ken for a very informative and educational clinic.

PRESIDENT'S CORNER

By Sharon Buckley

There has been questions as to why the Nominations from the floor renominating the 1988 officers for 1989 was passed over and buried.

I have been associated with this club since its start and one of the many accomplishments have been to have a club for everybody. Bill Beggs our founder and the charter members

did not want this club to be run by just a few but by all the members.

Myself and the current officers believe this is a good policy. That change every year is good for the club, with change comes new ideas and new energy into the club.

To assist the new officers and new board members Don Richardson and myself automatically become board members.

We all want to Thank the members for their confidence and support in what we have attempted to accomplish.

There has also been a few questions as to why we opted to raise the dues. The \$12.00 a year pays for only the printing and mailing of the newsletter, and if John and Barbara Arnett of Speedy Printing did not give us such a good price on the printing, it would cost us more.

We have been very fortunate in the last quarter of this year by selling more advertising in the newsletter than ever before, but you can not always depend on being this fortunate. The increase in dues is only an additional 50 cents per month which we felt would not be a burden and would give us a little more capital to benefit all the members.

Where does the money go: i. Public Address System, 55 Cup Coffee Pot, Video Tapes, banking charges, including Mastercard/Visa Fees.

There might be an occasion when we have to pay a fee to rent a meeting place or pay traveling fees for a speaker.

We have just placed an order for 5 additional video tapes for the members use.

The officers and board discussed this issued for many months before we felt that to keep this club moving forward we needed to increase the dues. We don't want to lose any members because of this increase, if any one has a problem with this I wish you would let me know.

It was suggested by some members that they would like us to go back to the way we use to present the check to the Charity from our annual charity sale. Many of the members are unable to attend the December Dinner Meeting but would like to participate in the presentation of the check to the Make-A-Wish Foundation. The board took it under advisement and decided that this would be a good idea. We will ask the Make-a-Wish Foundation to attend our January Meeting to accept the check so that all the members can share in this event.

Wishing everyone a Happy and Safe Holidays.

PROBLEMS AND SOLUTIONS

Blade Sharpening--a good quality carbide blade can be resharpened about 20 times. You can clean your blades with a brass or bristle brush soaked in fantastic, oven cleaner or lacquer thinner to remove pitch. Some janitorial supplies have a very powerful cleaner that works well, but you must be careful not to

splash it on your hands. Our thanks to Van Williams from MVP sharpeners for the advice.

Zatis Murphy said he solved his 45 degree miter problem by using a power miter saw and a freud crosscut saw blade.(LUB5M).

BUY AND SELL

Ronnie Derks has some 5/8" thick 5" wide x short lengths of Ponderosa Pine, he also has a Ringmaster for sale.

Kent Moore--5" Cordless Milwaukee Saw.

Murray Gordon has a complete Shopsmith system for sale Shopsmith Mark V Upgraded, 12 Thickness Planer, 11" Band Saw, 18" Jigsaw, 6" Belt Sander, 4" Jointer and many accessories. Total List Price of \$4,232.50 his selling price--\$2,500.00.

SHOP TALK

By Don Sloan

I don't want to steal any of Zatis Murphy's thunder--but want to relate a current shocker. I have always made it a practice to disconnect the power from any tools when making change ups. I changed from a drill chuck to a saw on my Shopsmith. When I plugged in the power the saw came on. The switch was in the off position. Moving the switch back and forth from on to off etc. it still kept running. The switch had gone bad. This is the second time this has happened to me. The first was on a Sears table saw so take heed.

ANNOUNCEMENTS

The December meeting is Thursday December 1 at the Rice Faculty Club. Be sure to bring your best work (not previously shown in a Christmas Show and Tell) to be judged. The meeting is a great opportunity to have fellowship, induct new officers and have a Grand Show and Tell. See you there!

Shopsmith has finally opened a store in Houston at 10965 Northwest Freeway, 290 at 34th street in the Northway Plaza. Dick Link previously from the San Antonio Store is in charge of the new store. They are giving a free seminar on the Special Traditional Rocking Horse, at the seminar there will be 3 drawings 1. Plans 2. Video 3. Wood to make the Rocking Horse.

ELECTION OF OFFICERS

Our unanimously elected officers and board are as follows:

President:	Bill Hochmuth
Vice-President:	Bill Saltans
Secretary/Treasurer:	Bill Baker
Board Of Director:	Sharon Buckley
Board of Director:	Don Richardson
Board of Director:	Gary Wallace

The Club and Board Wishes to thank the above individuals for offering to contribute valuable time and effort to further our club.

DECEMBER MEETING

Will be Thursday December 1, starting at 7:00 P. M. at the Rice University Faculty Club. There will be a pay Bar during the Fellowship before the Dinner.

We will have a leisurely sit down dinner, followed by a very short business meeting.

We will introduce our new officers.

The Super '88 Show-N-Tell and Presentation of Awards which will be judged for several winners in each of several categories: intermediate, advance and master. Last years items not permitted in this year's Contest.

SEE INSERT PAGE FOR MAP TO THE DECEMBER DINNER MEETING.

NEWSLETTER INFO

THE JANUARY NEWSLETTER
LAST DAY FOR PUBLISHING---DECEMBER 19,
1988.

THE NEWSLETTER WILL BE MAILED THE WEEK OF
JANUARY 2ND, 1989.


Pasadena Industrial Supply

Power Tool & Accessory
Headquarters for;
Delta Machinery, Porter-Cable
Milwaukee, Hitachi, Bosch,
Ryobi, Makita, Skil,
Saftey-Speedcut & More!

Delta 13" Planer
thru Dec 27


\$ 995

Delta #22-651
13" Planer w 2Hp mtr
230v 1 phase



Free Delivery in the Houston area
Major Credit Cards Accepted
Commercial Charge Accounts Available

222 West Pasadena Freeway, Pasadena Texas 77536 472-5588



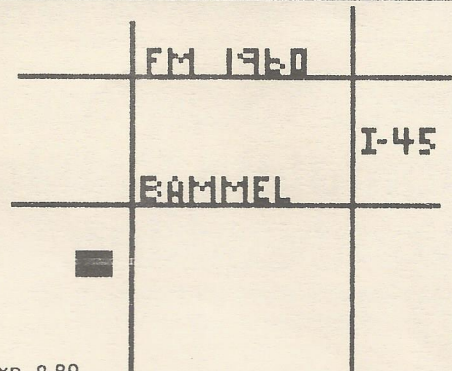
AUSTIN HARDWOODS

13001 VETERANS MEMORIAL DR.
HOUSTON, TEXAS 77014


440-0764

WE STOCK OVER 80 SPECIES OF LUMBER INCLUDING
RARE EXOTICS AND TURNING STOCK

PLYWOOD, VENEER, MOULDING, FLOORING, TOOLS,
MILLWORK, PANELING, ETC. ALSO AVAILABLE



Exp. 8-89



Woodworkers Club of Houston
P.O. Box 34481
Houston, TX 77234

ALLWOOD/SCHROEDER INC

Imported & Domestic

Marine Plywood
Parana Pine
Mahogany

Teak
Exotic Hardwood
Domestic Hardwood

Quality

Hardwood - Softwoods - Plywood

Mouldings & Squares

Self-service

A complete selection of finishing supplies

WALNUT - BIRCH - ASH - CHERRY

CYPRESS - RED AND WHITE OAK

SUGAR PINE AND OTHERS

MON. - FRI. 8:00 TO 5:00

SAT - 8:00 TO 1:00

5401 Lawndale

(713- 921-6131)

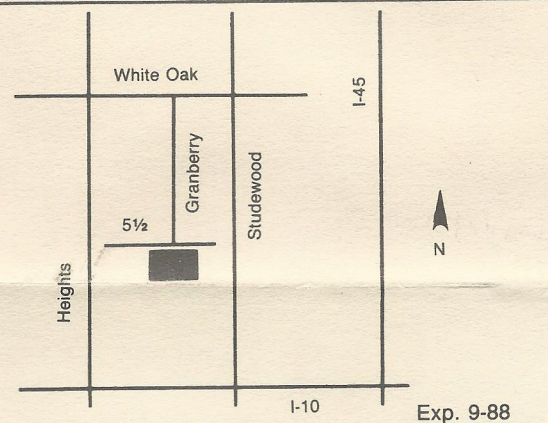
Exp. 5/89

HARDWOOD LUMBER CO.

700 E. 51/2 St. (In The Heights)
Houston, Texas 77007
(713) 862-6628
Hours: M-F 7:30-5:00, Sat. 8:30-1:30

We stock over 65 species of lumber including
hard to find exotics!

*Also: Plywood, Veneer, Moulding, Formica,
Custom Milling, Woodworking Tools, Books, etc.*



Exp. 9-88

Send Today for the Most Complete Catalog Selection of Woodworking Supplies

Please Enclose \$1.00 (3rd class) or \$2.00 (1st class)


Name _____

Address _____

City _____ State _____ Zip _____

Orders Shipped Within 48 Hours

Exp. 5/89



21801 Industrial Blvd., Rogers, MN 55374