


The Sawdust Sentinel

Monthly newsletter of Woodworkers Club of Houston



Volume 39 Issue 1

January 2022

Inside this Issue

WWCH Calendar	p. 1
President's Message.....	p. 1
Toy Book Update	p. 2
Program of Month.....	p. 2
Club Announcements	p. 2
Show and Tell	p. 3-5
Vendor Ad	p. 6
WWCH General Information	p. 6

WWCH Calendar

Monthly Meeting (via Zoom)	08 Jan
Scroll saw Meeting (via Zoom).....	22 Jan
Hand tool Meeting	29 Jan
Furniture Meeting (via Zoom).....	TBD

Splinter Groups

Scroll Saw Splinter group: Norm Nichols
(scrollsaw@comcast.net)

Furniture/Finishing Splinter group: Ron Kirchoff
(kirch76@gmail.com)

Handtool Splinter group: Mark Bolinger
(marksmbth@gmail.com)

CNC Splinter group: Bill Teague
(wateague@gmail.com)

2022 WWCH Board

President	Peter Doe
Vice President	Michael Siegel
Secretary	Chris Farquhar
Treasurer	David Janowitz
Publications Director	Sankar P

DIRECTORS

Chris Schwartz, Gael Golden, Tom Paulley, Dorsey Rushing

MESSAGE FROM THE PRESIDENT

As we all know, club activities for the past two years have been significantly affected by the COVID 19 pandemic. It looks as though COVID is not going away any time soon and so we have to deal with it on an ongoing basis. At its December meeting, the BOD decided that these are the ground rules going forward.

First, as long as Bayland allows us to hold in person meetings, we will continue to do so. Zoom transmission of the live meetings has produced very limited participation (and often a not very satisfactory experience for those on Zoom). Starting with the January meeting, Zoom will be discontinued.

Second, the return of coffee and donuts at the live meetings is permanent. We will also be moving them inside starting in January.

Third, I will continue in this space to remind members of the current COVID situation and guidelines. Currently, case counts in Harris County are rising and the threat level has moved up one level since December, to orange (significant community transmission). Unvaccinated individuals are recommended to avoid large groups. Vaccinated individuals should consider wearing masks indoors.

Enough about COVID - How about some woodworking!

The part I like the most about club meetings is looking at those show and tell items each month and - this is really important - actually getting to touch them, pick them up, feel how good (or not - you know who you are) that finish really is. Getting hands on a piece of wood and turning it into something attractive or useful (or both) is what this hobby is all about. It's usually just one of us working solo on our latest project. Sometimes, though, it's fun to work on something cooperatively - and that's especially true if we can make it part of club activities.

And that is what I'd like to see happen this year - some club activities outside our monthly meetings and the splinter groups that give us a chance to have some woodworking fun together. Michael has some ideas, and we'll talk about them in the January meeting.

Happy New Year and see you on Jan 8th.

Peter Doe


WWCH President

Toy Book

WWCH's ambitious project is now complete. The Toy book is now available in Amazon for purchase. This book contains 52 toy designs from our members. Many thanks to the members who contributed to the project. Special thanks to Chris Schwartz who spearheaded the project and put in a lot of effort in making this project a reality.

Please follow the link to obtain a copy for yourself or as a gift to another wood worker. WWCH will receive a portion of the proceeds from the purchase of the book.

https://smile.amazon.com/dp/B09G CXM28H/ref=cm_sw_r_em_api_glt_fabc_C09EKJR7M8STSJP4YW47



Toy of the Month

A link to the Toy of the Month file can be found on the WWCH Web Site

<http://www.wwch.org>

Program of the Month

Program Name: *2022 for our Club*

To kick off the woodworking new year, we'll be presenting some new ideas and revisiting some old ones! Please attend and share your feedback with the club as our plans for 2022 begin to take shape.

The Toy Challenge: Andy Tofouri

2022 Community Workbench Project: Michael Siegel

How to Make Perfect Grooves, Dados and Half-Laps with a Kerfmaker Jig [Video]: 3x3 Custom

Club Announcements

The Club is liquidating its DVD library. These DVDs cover a wide range of topics. During our January meeting we will be giving them away for any one who wants them. Please look out for them on one of the tables during our January meeting.

Thank you for submitting your vote for "The Wood worker of the Year". The winner would be announced during the monthly meeting.

Last month we had a competition for the best jig/technique/process which make the job easier or safe. We had three entries and club members were asked to vote for the favorite submission. The winner of the competition will be announced during the monthly meeting. Winner will receive a \$100 gift card.

Show and Tell



Waves and fish jumping of box elder and Wink wood. — **Rick Spacek**



My Intarsia project is a Boston Terrier I made for a young lady at Dogs-Day-Inn in Atascocita. It was made to look like her dog "Ezra". I started with a design from Kathy Wise and changed some of the features to look like her dog. The wood I used is: Pine; Huisache; Black Walnut & African Mahogany. The finish is Satin and the eyes and inside the nose was finished in Gloss. — **Chris Farquhar**



Bandsaw reindeer made from pine using patterns from Workshop Companion (smaller ones) and Farbulous Creations (taller ones).

Finished with an oil and wax blend called Wood Honey from Total Boat. Sort your pine lumber to find tighter-grained material.. — **Tom Paulley**



Puzzle. — **Andy Tofuri**



Walnut Rocking Chair. — **Tom Blanco**



Show and Tell



Emoji Coasters. — **Paul Carr**



Wood Boxes. — **George Graves**



Turned several different styles of grinders. All are turned, sanded to 400, sealed with shellac and finished with lacquer. Woods used are cypress, charred cypress, white oak, charred white oak, walnut and mahogany. — **Dave VanDewerker**



Segmented Vases. — **Roy Quast**



Intarsia gingerbread man Christmas Tree ornament; walnut, mahogany, cherry and maple is finished with Danish oil and Deft.

The snowman Christmas ornament is a simple carving of basswood and painted with acrylics.

Wine rack is a Carol Rothman design made from scraps of cherry, walnut, mahogany, and maple and finished with 4 coats of Tung Oil.

The adjustable height sawhorse is made from construction 2 x 4 and 1/2 inch plywood without finish.. — **Chuck Meeder**



Show and Tell

Majestic deer Intarasia of aspen, cherry, ebony, mahogany, maple, spalted maple, walnut and poplar. — **Steve Wavro**



Dust pan of pine and someone's missing license plate...hee...heee. — **Mike Turner**



Jig/Technique/Process Competition

Jack Baillie spoke in detail, about how he piped his shop for dust collection.




Peter Doe provided good details about how he crafted his table.



Roy Quast explained, in detail, how he crafts his vases.





OUR LATEST INNOVATION MIGHT BE THE COOLEST!



**INTRODUCING THE ROCKLER
SPRING-LOADED ONE-HANDED
BAR CLAMP!**



Tour a Decade of Innovation
at Rockler.com/legacy

**ROCKLER SPRING-LOADED
ONE-HANDED BAR CLAMP**

- Just squeeze the trigger and the spring closes the jaws!
- Leaves your 2nd hand free to position parts
- 150 lbs. clamping force; 2 1/4" throat depth

6" Reg. \$19⁹⁹ SKU: 69764 **10"** Reg. \$22⁹⁹ SKU: 65890

DON'T MISS OUR ANNIVERSARY EVENT SATURDAY 2/19! Demos, Prizes, and More!

Sign up for email notifications and get more info online at Rockler.com/anniversary-event



FOUNDER'S DAY SALE PRICING VALID 1/28/2022 - 3/3/2022

3265 Southwest Fwy. • Houston, TX 77027 • (713) 622-6567

21352 Kuykendahl Rd. • Spring, TX 77379 • (346) 331-4081

WWCH General Information

WWCH BOARD OF DIRECTORS

OFFICERS

President	Peter Doe
Vice President	Michael Siegel
Secretary	Chris Farquhar
Treasurer	David Janowitz
Publications Director	Sankar P

DIRECTORS

Chris Schwartz, Gael Golden, Tom Paulley, Dorsey Rushing

**COMMITTEE CHAIRS AND
CLUB SERVICE PROVIDERS**

Book Library	John Gay
Donuts	Roslyn Hager
Club Logo Items	Norm Nichols
Social Media	Mark Womack
Membership Book	Patti Page
Newsletter	Sankar Padhmanabhan
Raffle	Andy Tofuri
Refreshments	Steve Wavro
Technology	Denis Muras
Video Library	Steve Brackney
Web Master	Gary Rowen

NEXT MEETING

Saturday 8th January (9am—12pm)
Bayland Community Center
6400 Bissonnet St, Houston, TX 77074

<http://www.wwch.org>

Newsletter Publication: Do you have an announcement or item for the newsletter? Send it to Sankar Padhmanabhan, WWCH Newsletter Editor, at sankarnkp@live.com. Please submit the item before 1st of each month to be included in the newsletter

We're on the web!

www.wwch.org

**Join our FacebookGroup!
Woodworkers Club of Houston**

WWCH PURPOSE: The Woodworkers Club of Houston is a group of men and women of all ages and skill levels who promote, educate, and share the craft of woodworking. The club meets the second Saturday of every month from 9-11:30. Guests are always welcome at no charge. Membership dues are \$36 per year, or about the price of one good clamp!