

Woodworkers Club

OF HOUSTON

VOL. 5, NO. 10

OCTOBER, 1989

Officers

Bill Hochmuth - President 774-1733
Bill Sallans - Vice President 465-0291
Bill Baker - Sec./Treasurer 667-8381
Steve Procter - Newsletter Editor 728-1459

Board of Directors

Sharon Buckley - 944-6739
Zatis Murphy - 469-3563
Don Richardson - 661-1365
Gary Wallace - 855-3408

SEPTEMBER MEETING

Our host for the September meeting was Austin Hardwoods and we would like to thank them for their hospitality.

Scott Casey with Austin Hardwoods told us about the type of woods that they carry--many different exotics, turning blanks, 95 varieties of wood, some tools and they had some Walnut stumps they hope to turn into rifle blanks. they also have an in house mill shop.

Austin Hardwoods is now a Bartley's paste varnish dealer.

The program was on Glue and Glue Applications presented by Dr. Bill Forkner. Should you use dowels or not--Dr. says that the holding quality of the glues available today makes it a waste of time to use dowels. After 20-30 minutes the wood will break before the glue joint fails.

The Biscuit machines that use the compressed Beech Biscuit (not the Hungry Jack variety Biscuit) swells from the moisture in the glue and makes a very solid joint. If you can't justify a Biscuit machine, a T-slot cutter with a shop made jig can also be used to make the slot for the compressed Beech Biscuit.

The two most popular glues are the white and yellow glue, the main difference is set up time, with the yellow glue setting up much faster than the white glue. The yellow glue will set up in 20-30 minutes, then you can remove the clamps. Elmer's is also making a yellow style glue with a little brown color for dark woods.

SQUEEZE OUT--

1.) After the glue sets up but before it turns to stone take a sharp chisel and remove the squeeze out.

2.) Do not use a wet rag to remove glue, the glue will penetrate the wood fibers and the wood will not accept a stain.

HEAT SET GLUES-- Are mostly used on veneers. Dr. recommends you keep one iron for shop

use only as its very hard to remove the excess glue from the iron.

Some heat set applications:

- 1.) Veneer tape for plywood edges.
- 2.) Sheets of glue for veneers.

Always keep pressure on the cool side while applying heat of the cool side will blister--if it does blister just reheat.

CONTACT CEMENT

Water clean up cements can be used in an enclosed area.

Lacquer clean up cements must be used in a well ventilated open space with fans---besure to extinguish pilot lights.

EPOXY-- was developed for engines--super hold--you have to place a coating on both sides--not very good for an invisible joint in wood.

HIDE GLUE-- once was the main glue of all woodworkers but today it is mainly used by furniture restores. Hide glue joints can be disassembled if necessary at a later date. Hide glue can be purchased in liquid form or powdered form. the power flake must be reliquified by heating in a double boiler--warning just don't let the pot run dry or you'll stink up your shop.

Hide glue is also used on musical instruments because they have to be disassembled from time to time.

SUPER GLUE

Super glue is too expensive for large projects but great for woodturning.

GLUE TIPS:

TABLE TOPS-- When gluing up, reverse the annual growth rings--as each board warps a little, the top will remain reasonably flat because wood is always moving.

DRAWERS-- If you make drawers in a humid shop they will never stick.

FRAME AND PANEL--The panel should float--if you must glue--glue only a tiny spot in the middle of the panel. If you glued the entire panel it would be unable to float as the frame swells and shrinks and the panel would split.

ROLL TOP SLATS--Yellow or white glue is better than contact cement, because they are more pliable.

HEAT RESISTANCE--Yellow glue has more heat resistance than white.

LATHE SANDING-- When sanding keep your project cool or the glue will bead up and out of the joints.

STAINS--Oak can turn black when the glue touches a clamp, because of the tannin in the oak.

CLUB NEWS

Andy Anderson and Leo Oringderff have been helping the Pyramid House with woodworking classes. They need volunteers to help, the program has been so successful that they would like to meet another day. The classes are held at the old San Jacinto High School and last about 3 hours. If your interested please contact Andy or Leo.

SHOP PHOTO ALBUM

Ted King has a nice start on a club photo album of members workshops. But he wants every member to participate--Come on take your own photo or get in touch with Ted and he'll make arrangements to photograph your shop.

TREASURES REPORT-- Bill Baker tell us we have about \$2700.00 in the kitty.

WORKSHOPS AND CLINICS

Stuart Murphy has volunteered to take on the workshops and clinics and he needs ideas and a wish list of what type of workshops and clinic you would like to have next year.

I'm sure he also needs a few wood workers to put on these programs and remember you don't have to have been making sawdust for 40 years to qualify.

FOR SALE OR WANT TO BUY

FOR SALE:

Chuck Maxwell--469-0588--has a mill route with many accessories and table.

Bob Soderblom --466-1223--has a 6" X 36" High Speed Jointer and some antique tools.

Ronnie Derks--694-8040-- is selling a Ring Master.

Ed Burger--497-5718-- Craftsman Belt and Disc Sander--6" x 48" Belt and 9" Disc. 3/4 HP Cap Motor ID. model #22393 Sears catalogue except with deluxe miter gauge--excellent \$195.00.

Sharon Buckley --944-6739--RBI Hawk 20" Scroll Saw with accessories--\$500.00.

SHOW AND TELL

Chuck Maxwell has a couple of Raised Panels he made with a Raised Panel Bit on a 3 HP Router--1st cut 1/4" deep --2nd pass final cut.

Zatis Murphy brought some projects that he made for the charity show. Scrap wood projects--stamp holders and Lazy Susans made of laminated oak and mahogany, to get true circles Zatis cut them out on his router table, used a V-shaped fence with round over bit. He finished them first with a varnish based sanding sealer and Bartley's Paste Varnish.

Stuart Murphy demonstrated how he made a kalidoscope with a lucite marble.

Jimmie Harp made a wooden wagon with a staked bed, turned wooden wheels. Curved tongue made up of 1/8" thick strips soaked in the bath tub, then they were allowed to dry in a mold, then glued together. He finished the project in spar varnish.

ANNUAL DINNER MEETING

Tuesday November 28th is this years dinner, at the Rice University Faculty Club. As in the past the cost for the Dinner is \$12.50 per person \$25.00 a couple. This is the social event of the year, we get to meet each others spouses and or friends.

The evening starts at 7:00PM with a social hour and pay bar. 8:00PM start dinner--consisting of a generous serving of Roast Beef, potatoe, vegetable, green salad, rolls and desert. Coffee and tea.

After Dinner speeches(very few) and then we will have our Super Show and Tell Awards.

Fill out the enclosed reservations form and send with your money to Bill Baker 4616 Cedar Oaks Ln. Bellaire, Texas 77401.

Deadline for Dinner reservations is November 1, 1989 as we must make a committment to the Rice Faculty Club.

NOMINATION OF OFFICERS

The October Meeting is very important as we must nominate officers for 1990. We will nominate this month, publish their names in the November newsletter and vote for them at the November meeting.

CHARITY SALE

Its hereeeee!!!!!! Friday October 20th and Saturday October 21 at the Greenspoint Mall by Foley's.

We must have all merchandise at the Greenspoint mall by 8:00 AM Friday---if you can't bring it yourself. Bring it to the October meeting or call Don Sloan to make other arrangements.

We have labels available to place on your projects, besure to include your membership number and price. If you don't want the price of your project reduced for sale, tell Sam Zeissman, Don Sloan or Sharon Buckley.

We also need more workers for Saturday afternoon---Come on fellas you can miss one Saturday of football for a good cause. Get with Bill Baker to sign up. Its not lke work Its actually fun.

Where to unload? Take the Greens road exit off of north I45. We will make our deliveries and enter the mall at Loading Dock #12.

(See map on next page)

GOOD DEED

Past President Ted King does a good turn. The Make-A-Wish Foundation had a wishing well that was falling apart. Ted volunteered to repair it. This well is at a business location. People make a wish and toss a coin into the well. Make-A-Wish gets all of the money.

Nice going Ted.

OCTOBER MEETING

WHEN: OCTOBER 14, 1989 9:00 AM

WHERE: HARDWOOD LUMBER CO.

700 E. 5 1/2 ST. (In the Heights)

PROGRAM: October meeting will feature commercial Woodturner Clyde Bustamento. He is the owner of Clydes Woodturning Shop. The shop turns out both Architectural and Industrial Products. They make small spindles which are used in stair rails and large which are used as posts.

Our meeting will be held at the Hardwood Lumber Co. at 700 E. 5 1/2 st. They are open for business on Saturday so please don't park in front of the office. Park on the property as directed by the parking attendants--avoid parking in front of doors which will be used by the Sales personnel to service their customers. For direction refer to the map in the Hardwood Lumber Co. ad on back page.

Remember to bring your chair.

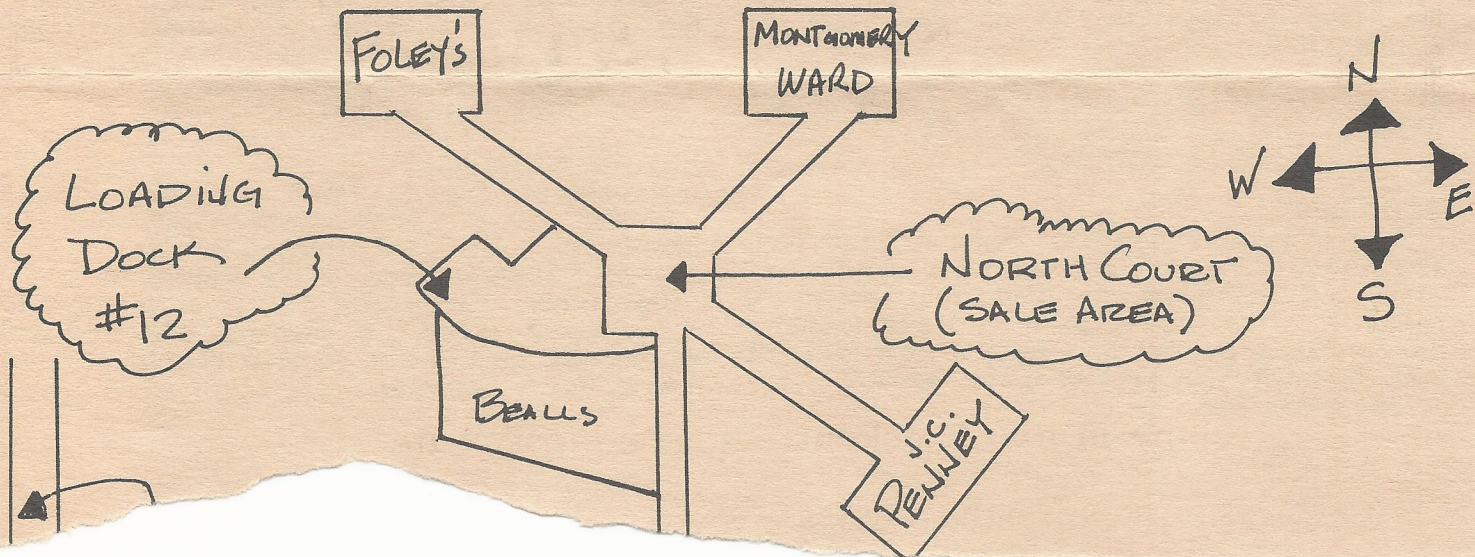
See you there!!!!!!

FUTURE PROGRAMS

November: Rodney Hill from College Station will tell about Architectural carvings he produces. Ask Bill Hochmuth about the carvings Rodney made for his Alma Mater.

December: Everything you ever wanted to know about wood, its chemical and physical properties. Interesting session put on by the Texas Forest Service.

— GREENS POINT MALL —



Pasadena Industrial Supply

Power & Hand Tool Show

Nov 10, 11, & 12

Live Demos by factory reps. Door Prizes, Free Hot Dogs & Drinks,
Special Pricing for 3 days only!

222 West Pasadena Freeway, Pasadena Texas 77536 472-5588

Come in and checkout our over arm router system.

Check out our hard woods - Bowl and spindle stock - Exotic
hardwoods - Best prices intown.


Hours:

Mon, Tues, Wed, & Fri:

9:00a.m. to 6:00p.m.

Thurs: 9:00a.m. to 9:00p.m.

Sat: 9:00a.m. to 5:00p.m.



Shopsmith Inc.

Northway Shopping Center
10965A Northwest Frwy.
Houston, TX 77092
Phone: (713) 681-5200

Exp. 1-90



AUSTIN HARDWOODS


13001 VETERANS MEMORIAL DR.

HOUSTON, TEXAS 77014

440-0764

We stock over 80 species of lumber including rare exotics and
turning stock. Plywood, Veneer, Moulding, Flooring, Tools,
Millwork, Paneling Etc. also available

Exp. 8/89





Woodworkers Club of Houston
P.O. Box 34481
Houston, TX 77234

Houston Wood and Tool, Inc.



DAP Weldwood®
Hobby & Craft Glue



DAP Weldwood®
Plastic Resin Glue

- **Classes**
- **Fine Hand Tools**
- **Power Tools**
- **Portable Electric Tools**

Visit our showroom. Open Monday to Saturday
Mon, Tues, Wed & Fri 8 to 5, Thurs 8 to 8, Sat 9 to 4.
Come by or call 680-1744 - City Sales.

Located two blocks west of Highway 290 on 34th Street.
5857 W. 34th Street - Houston, Texas 77092

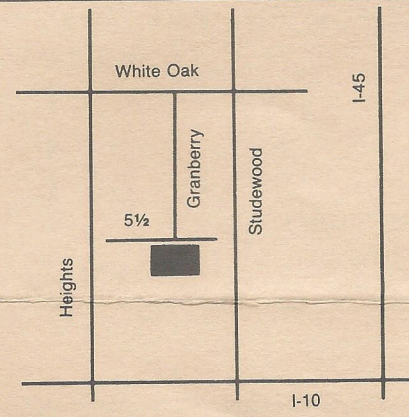
Exp. 4/90

HARDWOOD LUMBER CO.

700 E. 51/2 St. (In The Heights)
Houston, Texas 77007
(713) 862-6628
Hours: M-F 7:30-5:00, Sat. 8:30-1:30

We stock over 65 species of lumber including
hard to find exotics!

Also: Plywood, Veneer, Moulding, Formica,
Custom Milling, Woodworking Tools, Books, etc.



Exp. 9-89


Send Today for the Most Complete Catalog Selection of Woodworking Supplies

Please Enclose \$1.00 (3rd class) or \$2.00 (1st class)

Name _____
 Address _____
 City _____ State _____ Zip _____

Orders Shipped Within 48 Hours

Exp. 5/89



21801 Industrial Blvd., Rogers, MN 55374