

Woodworkers Club *of Houston*

Volume 35 Issue 10

October 2019

Inside this Issue

WWCH Calendar	p. 1
New Members	p. 1
President's Message	p. 1
Splinter Groups	p. 2
Website of the Month.....	p. 2
September Program Recap	p. 2
Show and Tell.....	p. 3-5
Woodworking Show Update	p. 5
Vendor Ad	p. 6
WWCH General Information	p. 6

WWCH Calendar

12 OctMonthly Meeting/Picnic
26 Oct .. Scroll Saw Splinter Group
27 Oct ...Hand Tool Splinter Group
07 Nov..... Furniture Splinter Group
09 Nov..... Monthly Meeting

Picnic Raffle



**Get your tickets
for the biggest
raffle of the year !
And bid on the
Auction.**

New Members

Welcome to WWCH

Steve Abney

We are happy to have you

MESSAGE FROM THE PRESIDENT

I am SO glad that it is finally FALL! Really. I mean, the 90-degrees plus temperature in my shop this past week was much more pleasant than the same temperatures were back in the summer – two weeks ago. Just knowing that it is fall, astronomically speaking, makes all the difference in the world. And no, I don't really want to hear about your climate-controlled workspace. Sorry, my grump, I guess. Anyway, I am looking forward to cooler days and more time in the shop.

But, one great thing about the fall is that I am really looking forward to our October meeting. I predict that we'll have a really good time, and I anticipate some special work to be part of Show-n-Tell. And yes, I am looking forward to our annual Picnic! This annual get-together promises to be even bigger than in the last couple of years. In addition to the giant raffle, bar-be-cue, drinks, live music, and fellowship, we are going to have a silent auction of our members' work. And, if you missed the email blast, we will also have the Frank Strazza table that was started at our July seminar meeting in 2018.

Please let Henry Majoue, our treasurer, know how many will be attending, so we can be sure we have enough food for everyone. The caterer doesn't bring "extras" so an accurate head count in advance is essential to make sure we don't run out of food.

And you are also invited to bring your favorite dessert to share!

Ben Tillison
WWCH President

Splinter Groups

CNC Router Splinter Group: The group meets at Bill Teague's workshop behind his house in West University Place. For information contact Bill at wateague@gmail.com.

Hand Tool Splinter Group: The Hand Tool Splinter Group meets on the fourth Sunday of each month at Mark Bolinger's garage in Sugar Land near Hwy 6 and 90A. Email is the primary tool for schedule announcements; it will be used to communicate any changes or cancellations.

Email Mark for directions or details at marksmithb@windstream.net

Toy Splinter Group: Toy Splinter Group: Currently all toys are constructed by individual members for donation to area children's charities. "Toy of the Month" plans and critical parts can be picked up at the WWCH monthly meetings.

For more information contact John Lastrapes, jlastrapes@entouch.net.

Scroll Saw Splinter Group: Scroll Saw Splinter Group will meet for its next discussion Oct 26, 2019 at Woodcraft South (Beltway 8) 9:30 AM. Bring your Show N Tell items and questions for Problems N Solutions.

For questions and more information contact Norm Nichols at 281-491-3220 or Denis Muras at 713-876-0087.

Furniture and Finishing Splinter Group: The splinter group will not meet in October. The next meeting will be held on November 7th. Details will be sent to all registered group members soon.

For more information on the furniture splinter group, contact Ron Kirchoff kirchko@gmail.com.

Sawmill Splinter Group is for those who are cutting and milling their own lumber or are interested in doing so. We discuss sawmills and lumber.

Anyone with logs to mill or an interest in the sawmill can contact Bill Lindsey at bill_lindsey@comcast.net.

Website of the Month



About Garage Woodworks LLC

GarageWoodworks (GW) first came on-line in January of 2006 and has always strived to be a great resource for woodworkers. We offer free woodworking videos on a range of woodworking topics which include full project builds and jig/fixture making. The free videos will often be accompanied with a free SketchUp file that can be used to extract dimensions and help to visualize the project.

Aside from the plethora of free woodworking goodies that we offer, we also have physical woodworking projects for sale and, highly detailed project plans. Our most recent endeavor is our GW League page within our website where we are offering very detailed project videos which are accompanied with elaborate plans. The GW League is a paid offering, however the build videos are significantly more detailed than our free project videos.

Free videos are available on a number of subjects including alignment, jigs, lumber, projects, reviews, safety, sharpening, shop tours, techniques, and toys/games.

The sight can be reached at


<https://www.garagewoodworks.com/>

Or on YouTube at

<https://www.youtube.com/channel/UCg2cP-IsE2EsdYsvaX4MJmg>

September Program Recap

Our own David Janowitz discussed the steps in going from tree to processed lumber. David described the process he follows to slab, dry, and prepare wood for his projects.



Show and Tell

PRESENTERS

Charles VolekIntarsia Turtle
David JanowitzLazy Susans & Tray
Ron Kirchoff Tray
Bernard BynumWindow
Dave VanDewerker Crosses
Chuck Lickwar.....Toys, Pens, Rocking Horses
Tom PaulleyCenter Piece
George Graves Turnings
Bob Wink Folk Art
John Gay..... Handle Turnings
Lon Kelley Bench
Bill Hoffmeister.....Cranes


Ron Kirchoff made this tray as a class project while taking a decorative veneering class at College of the Mainland taught by fellow WWCH member Walt Hansen. He highly recommends the class.




Charles Volek crafted this intarsia red-eared slider turtle, he spent a lot of time finding the perfect woods. He used hickory, bocote, maple, walnut, red cedar, and dyed aspen.



David Janowitz - Lazy Susans and a tray of (what else) osage orange. He also shared his Wink Wood tray display stand.



Bernard Bynum was able to salvage this broken stained glass window and framed it in reclaimed mahogany.



Dave VanDewerker made these crosses from Steve Good and Sheila Landry patterns in mahogany finished with spray poly.

Show and Tell



Chuck Lickwar displayed some of the over 450 toys he has made for the ckubs donation progam along with some pens and rocking horses.



George Graves turned two lidded boxes the smaller one from box elder blanks he got on ebay.



What can we say—more of **Bob Wink's** folk art this month with a musical theme.



Tom Paulley created this candle center piece from a length 4x4 douglas fir which was then stained and finished with poly, He said the secret was to cut the fins at a 20 degree angle.



John Gay turned these handles for kits from Rockler and Penn State Industries to create pizza cutters, ice cream scoops and back scratchers.

Show and Tell



Lon Kelley goblets turned from wood he got from his bother's firewood pile, finished with wax. .

Larry Barron

turned some ring boxes from pecan and Arizona ash with purple heart knobs. Thinned acrylic paint spread with compressed air was used to color the lid of one box. All were finished with wipe-on poly.



Bill Hoffmeister made these two cranes of maple and walnut.

Rich Hash turned these bowls from various woods.




Woodworking Show Update

(repeat from last month)

While it is still 8+ months away, a number of club members are working to insure that the next Houston Woodworking Show is successful, both for our vendors and for the attendees. The Shrine Arabia Temple venue is wonderful and special thanks go out to Norm Nichols, a Shriner who negotiated to allow us to use it for our show. At this time we have over 40 commercial booths - all of the national tools will be represented. We also have a number of "specialty" vendors - small companies that cater to our special needs. If any of our members knows of or uses a product that you think might be appropriate for the show please provide contact information to Tim Shaunty, Norm Nichols, or Bob Wink and we will follow up with them. As a reminder, there will be 11 booths set aside for craftsmen - at this time we have 3 reserved so if you are interested, let Tim Shaunty know. Something new - actually 2 new things - at this show. There will be a contest recognizing the best entry made out of a simple 8 foot long 2 X 4. You can do anything you want with the 2 X 4 i.e.. turn it, bend it, resaw it, but nothing can be added except for fasteners. It cannot be painted but stains and dyes are OK. The judges will be vendors from outside the area and you must have photos accompanying the entry. Put your imagination to work and enter the 2 X 4 contest. March 15, 2020 is the deadline for letting us know you plan to enter. The last "new" program is a PEOPLE'S CHOICE AWARD. We will be accepting entries that will be judged by the attendees with awards being made in 5 categories - (1)TURNED ITEMS, (2) SCROLLED ITEMS, (3) CARVED ITEMS, (4) GENERAL WOODWORKING ITEMS, AND (5) TOYS. Due to space limitations, all items must fit in a 2' X 2' X 2' area. Any woodworker can enter 1 item in each category. Think of this as a "SHOW AND TELL" without the tell. Notice of entry in the PEOPLE'S CHOICE AWARDS must be received by April 15, 2020 and should be sent to tim@woodworkersoftexas.com. This is going to be a great show—send us contact information about potential vendors.

REMEMBER THE DEADLINES: MARCH 15 FOR ENTERING THE 2 X 4 CONTEST AND APRIL 15 FOR ENTRY IN THE PEOPLE'S CHOICE AWARDS.



\$19⁹⁹

ROCKLER ROUTER BIT CENTER/DEPTH GAUGE

- Sets your router fence a precise distance from the center of the bit
- Also works as a height gauge for bits and blades

SKU: 55010



SAVE \$40

\$99⁹⁹



PORTER-CABLE® 690LR ROUTER

- Includes 1³/₄ HP 690LR router motor, standard base, 1/4" and 1/2" collets, wrenches and manual

Reg. \$139.99 SKU: 29205



\$279⁹⁹+



ROCKLER MATERIAL MATE PANEL CART AND SHOP STAND + FREE \$25 GIFT CARD

- Passes through a service door as narrow as 30" in vertical position

SKU: 56889



Create with Confidence™

GIFT MAKING SALE PRICING VALID 9/27-10/24/19

3265 Southwest Fwy. • Houston, TX 77027 • (713) 622-6567

21352 Kuykendahl Rd. • Spring, TX 77379 • (346) 331-4081

WWCH General Information

WWCH BOARD OF DIRECTORS OFFICERS

President	Ben Tillison
Vice President	Tom Blanco
Secretary	Chuck Meeder
Treasurer	Henry Majoué
Publications Director	Ron Kirchoff
Past-President	Mark Bolinger

DIRECTORS

Norm Nichols, Charles Volek, Denis Muras

COMMITTEE CHAIRS AND CLUB SERVICE PROVIDERS

Book Library	John Gay
Donuts	Roslyn Hager
Club Logo Items	Norm Nichols
Social Media	Mark Womack
Membership Book	Patti Page
Newsletter	Ron Kirchoff
Raffle	David Janowitz
Refreshments	Steve Wavro
Technology	Denis Muras
Video Library	Steve Brackney
Web Master	Gary Rowen

NEXT MEETING

Saturday October 12th

9:00 AM TO 11:30 AM

Bayland Community Center, 6400 Bissonet

Picnic to follow

Guests are always welcome at WWCH meetings!

Newsletter Publication: Do you have an announcement or item for the newsletter? Send it to Ron Kirchoff, WWCH Newsletter Editor, at kirchko@gmail.com.

We're on the web!

www.wwch.org

**Join our FacebookGroup!
Woodworkers Club of Houston**

WWCH PURPOSE: The Woodworkers Club of Houston is a group of men and women of all ages and skill levels who promote, educate, and share the craft of woodworking. The club meets the second Saturday of every month from 9-11:30 at Bayland Community Center, 6400 Bissonnet at Hillcroft. Guests are always welcome at no charge. Membership dues are \$36 per year, or about the price of one good clamp!