

Woodworkers Club

OF HOUSTON

VOL. 6, NO. 5

MAY, 1990

Officers

Don Richardson - President 661-1365
Ted King - Vice President 351-6808
Claude Emory - Sec./Treasurer 861-3495
Sharon Buckley - Newsletter Editor 944-6739

Board of Directors

Bill Baker - 667-8381
Bob Gallant - 376-0276
Bill Hochmuth - 774-1733
Bill Sallans - 465-0291

APRIL MEETING

Our guest speaker was Ken McBride, presenting a program on Drawer Construction. Ken went through all the steps necessary to build a drawer that will last through your lifetime and hopefully a piece that will be passed on through generations.

Ken recommends the book "Fine Woodworking Techniques 2, for everything you always wanted to know about drawer construction.

The best joint for drawer construction -Dovetails-- hand cut or machine cut, even a poorly cut dovetail will last longer than any other joint.

Ken is a self taught woodworker. When he first began everything he read kept referring to the English Traditional Method of woodworking. There is a book that shows the traditional method, which is out in a soft cover reprint--The Complete Woodworker.

Ken's work is in furniture repair and the first thing to go in a piece even an antique are the drawers. The first consideration when building drawers is the selection of the drawer face. The drawer face can become twisted sometimes as much as 3/4 of an inch. The sides of a drawer also take a lot of abuse.

Metal drawer guides are ok for the kitchen cabinets, but not for a nice piece of furniture.

While repairing furniture Ken has come across some interesting woodworking techniques that our Texas ancestors used to combat the swelling and shrinking of woods. One interesting technique is a spring loaded drawer guide.

Ken was stripping what he thought was a 3 drawer Red Oak Dresser, when the Red Oak came off. The dresser was actually Red Gum stenciled with a red oak finish.

The finished drawer should have good air compression when closing the drawer, a smooth swish fit.

Ken showed us some samples of drawer construction used in different parts of the world.

Some examples are the NK Enco System which uses a drawer slip moulding applied to the bottom of the drawer sides. The French Drawer which is also a drawer slip moulding but glued to the drawer sides.

Ken has combined these two systems to come up with a drawer slip moulding made out of scrap wood that has an increased wear surface.

Sometimes a little detail will really enhance the finished product.

Most all old furniture was assembled with Hide Glue, alcohol will break up the polymers and the piece should come apart with a little pressure.

Ken always shoots for perfection but says he has never achieved it. I have a feeling that he has gotten as close to perfection as any one could.

We would like to thank Ken for the excellent program and for sharing his expertise with the members.

PRESIDENTS CORNER

By Don Richardson

The Following is a letter that Don read aloud at the April Meeting: It is addressed to Bill Beggs.

Bill. You fathered the "Woodworkers's Club of Houston" in the early part of the eighties. You nurtured it until it became a first class club. You have continued to provide valuable guidance right up to the present. You installed certain operating principles which gave the club value and direction. One of those principles was the practice of doing work which was of service to charities. That practice began with resulting donations of a few hundred dollars but has grown ten fold. You are a good friend to the club and all of us in it.

On Thursday, March 15, 1990 our board of directors voted to make you an honorary lifetime member of the "Woodworker's Club of Houston".

CHARITY SHOW

Sam Zelsman is already at work, he has already lined up his committees and has lined up the Greenspoint Mall Center Court (close to where we were last year) Friday October 26 and Saturday October 27.

Sam also wanted to thank Don Sloan for all the work he has done in the past years.

The following is a list of the committees and chairmen for the 1990 Charity Show:

Telephone Committee---Bob Odom

Publicity--Bill Sallans

Group Projects--Sharon Buckley

Storage, set-up, and clean-up--Bill Hochmuth

Scheduling--Bill Baker

Demonstrations--Chuck Maxwell and Bill Beggs

Special Projects Group--\$50.00 or more--Chuck Maxwell

The above members are just the tip of the iceberg, they cannot do it alone. they will need lots of help, if you would like to help on a committee please contact the chairman.

Bill Baker had some clock works and wood cut outs for the members to make for the charity show.

PROBLEMS AND SOLUTIONS

CORRECTION to the April newsletter, I said that Bill Baker was making an infant crib, it should have said Bill Sallans. Bill Bakers wife read that he was making an infant crib and was a little curious ?

Bill Baker was looking for a Sears Parts List and Owners Manual for a 10" Table Saw made in 1972. He was interested in a Safety Blade Guard, if anybody had one for sale.

How do you Treat Green Walnut logs if you want to turn them green. One suggestion is to coat the ends with parafin, wait a week then you can turn the piece.

In Rafins videotape he suggests you turn the green piece to shape and size larger than the finished piece, while the piece is spinning rub with Beeswax--the piece will dry faster because of the size.

SHOW AND TELL

Chuck Maxwell is making a Santa Fe bench featured in the Woodworkers Journal. He showed us templates he used to make the mortis and tenon joints. He had a copy of a very old shoe shine box which he plans to make for the charity show.

Lewis Vallette had a variety of turnings, segmented vase made from 96 pieces and a jewelry box made from oak scraps. Lewis made a turning from some mesquite rescued from the fire wood pile. When Lewis turns green wood he coats them with urathane oil.

Leonard Ekholm made a mechanics style oak tool chest, joints machined on a Leigh dovetail and shelves in sliding dovetails made on a router table.

Denis Muras was commisioned to build a train for use in a play performed at the Alley Theatre.

Ronnie Derks had a large vase made up of plywood rings cut on a Ring Master, which took about 20 minutes to cut and glue.

BUY AND SELL

For Sale--Ring Master with motor \$250.00
Ronnie Derks 694-8040.

Wants to Buy Back Issues of Fine Woodworking--contact Don Duplissey 621-0334.

SHOP PHOTOS

Ted King is still collecting photos of members shop, either bring in your own photos or contact Ted and he will arrange to have them taken.

GROUP PROJECTS FOR THE CHARITY SHOW

Would you like to work with some other members to make projects for the Charity show--contact Sharon Buckley .

NEW YANKEE WORKSHOP

Don Richardson contacted Channel 8 to find out if they were going to show the construction of the Kitchen Table Show which they skipped on Sunday. They repeated the show on the Stickley Sofa instead of the Kitchen table. Well they said they showed it, well not on Sunday but on the following Tuesday at 12.:30. They said they were repeating the original 13 episodes that were shown last year and then would repeat this years 13 episodes.

MAY MEETING

WHEN: MAY 12, 1990 9:00 A. M.


WHERE: BAYLAND COMMUNITY CENTER
ON BISSONNET AT HILLCROFT

DIRECTIONS: Go out the Southwest Freeway (Highway 59 South) take the Hillcroft exit. Go south on Hillcroft, turn right on Bissonnet and the Bayland Community Center is on the right. Follow the signs in the park to the community center.

Pasadena Industrial Supply

Power Tool & Accessory
Headquarters for;
Delta Machinery, Porter-Cable
Milwaukee, Hitachi, Bosch,
Ryobi, Makita, Skil.
Saftey-Speedcut & More!

\$129



*Fast, aggressive stock
removal with swirl free
smooth finishing*

Porter-Cable # 7334 5" Dual Action Sander
uses 5" 3M Stik-It discs

222 West Pasadena Freeway, Pasadena Texas 77536 472-5588

Hardwood Lumber Co. Lawndale Division Imported and Domestic

Quality
Hardwoods - Softwoods - Plywoods
Mouldings & Squares

A COMPLETE SELECTION OF FINISHING SUPPLIES.

Marine Plywood
Parana Pine
Teak

Honduran Mahogany
Exotic Hardwoods
Domestic Hardwoods
WALNUT - BIRCH - ASH - CHERRY
CYPRESS - RED AND WHITE OAK
AND OTHERS

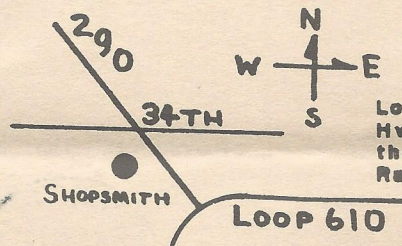
MON. - FRI. 7:30 TO 4:30
SAT. 8:00 TO 1:00

5401 Lawndale
(713) 921-6131

Exp. 12/90

Your Complete Woodworking Center Check Out Our Hardwoods, Our Prices Are Low

Hours:
Monday to Friday:
10:00 a.m. to 8:00 p.m.
Saturday
9:00 a.m. to 5:00 p.m.




Shopsmith Inc.

Located at 34th St. &
Hwy. 290 to Austin on
the West side in the
Randalls Strip Center.

Northway Shopping Center
10965A Northwest Frwy.
Houston, TX 77092
Phone: (713) 681-5200

Exp. 1/91

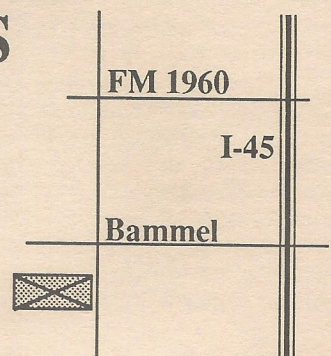


AUSTIN HARDWOODS

13001 VETERANS MEMORIAL DR.
HOUSTON, TEXAS 77014

440-0764

We stock over 80 species of lumber including rare exotics and
turning stock. Plywood, Veneer, Moulding, Flooring, Tools,
Millwork, Paneling Etc. also available



Exp. 8/89

Houston Wood and Tool, Inc.



DAP Weldwood®
Hobby & Craft Glue



DAP Weldwood®
Plastic Resin Glue

- **Classes**
- **Fine Hand Tools**
- **Power Tools**
- **Portable Electric Tools**

Visit our showroom. Open Monday to Saturday

Mon., Tues, Wed. & Fri 8 to 5, Thurs 8 to 8, Sat. 9 to 4.

Come by or call 680-1744 - City Sales.

Located two blocks west of Highway 290 on 34th Street.
5857 W. 34th Street - Houston, Texas 77092

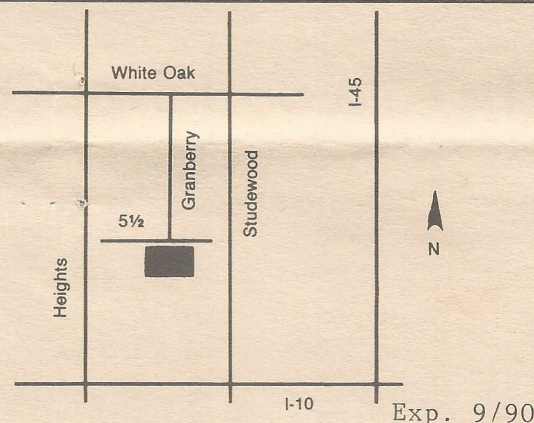
Exp. 4/90

HARDWOOD LUMBER CO.

700 E. 51/2 St. (In The Heights)
Houston, Texas 77007
(713) 862-6628
Hours: M-F 7:30-5:00, Sat. 8:30-1:30

We stock over 65 species of lumber including
hard to find exotics!

*Also: Plywood, Veneer, Moulding, Formica,
Custom Milling, Woodworking Tools, Books, etc.*



Exp. 9/90

Send Today for the Most Complete Catalog Selection of Woodworking Supplies

Please Enclose \$1.00 (3rd class) or \$2.00 (1st class)

Name _____

Address _____

City _____ State _____ Zip _____

Orders Shipped Within 48 Hours

Exp. 1/91

The Woodworkers' Store®

21801 Industrial Blvd., Rogers, MN 55374

PRINTED BY SPEEDY PRINTING SERVICE OF TEXAS 3727 W. ALABAMA, HOUSTON, TX. 77027 (713) 877-8466

Woodworkers Club of Houston
P.O. Box 34481
Houston, Tx 77234

