

Woodworkers Club OF HOUSTON

VOL. 9, NO. 11

NOVEMBER, 1993

Officers

Bud Froelich - President 859-6620
 Ted Kurland - Vice President 729-4693
 Joe Wainright - Sec./Treasurer 666-8475

Board of Directors

Art Chester - 469-1990
 Jack Conry - 463-7352
 Denis Muras - 943-7745
 Bill Smith - 356-6509

Sharon Buckley - Newsletter Editor 944-6739

OCTOBER PROGRAM

We had a very interesting program presented by Fred Sandoval, Instrument Maker.

Fred played flamingo guitar since childhood and after visiting a museum he decided to make his own. He studied various books and a lot of trial and error, he found out that most of the books are not very complete or in error.

Fred is also making a Mandolin, Viola, and various other instruments. On most of the instruments he must first build the form or forms, he also has built some of the tools needed to construct the various steps to complete an instrument.

For the actual shape of the instrument you can purchase instrument pattern books. He has found that the best material for templates is "for sale and garage sale sign material" available at the hardware store.

To transfer a pattern to the wood you place the pattern on the wood and prick through leaving a series of dots on the wood. DO NOT HURRY! Always do half of the pattern then flip it and do the other half.

To thin down the wood he uses an overhead pin router.

Most of the tools Fred uses are instrument maker tools, he says that he uses one chisel to do 95% of the carving. He has planes as small as about 1/2" x 1" which he uses against the grain, U-bolts for clamping the sides to the mold. One of the finest clamps that he uses are large rubber bands.

He uses a special instrument glue because sound travels 6 times faster through wood than air.

The precision that it takes just to make the molds is very precise.

Fred presented a very entertaining and informative program. Fred has also promised to bring the finished instruments to the meeting. Thanks Fred for sharing your expertise with us all.

CHARITY PROJECTS--Footlockers

We passed the hat around at the last meeting and collected the balance of the money needed to build the footlockers, we are in the process now of collecting all of the material and should have more information as to when we will start at the November meeting.

Again thanks to all those that donated the money and will donate their time in the building of the 62 footlockers.

NOMINATION OF OFFICERS FOR 1994

The following members were nominated to serve as officers for 1994. We will vote for them at the November meeting.

President-----Sharon Buckley
 Vice-President-----Art Chester
 Sec./Treas.-----Steve Procter
 Board of Director---Jimmie Harp

The current officers will fill out the remainder Board of Director slots--Bud Froelich, Ted Kurland and Joe Wainright.

SAFETY----HOW TO SAVE YOUR HEARING

By Zatis Murphy

Noise levels are measured on a Decibel scale:

Barely audible---0
 Normal conversation-----60
 Pneumatic Drill at 10ft-----90
 Hammering-----115

| At this Noise Level | Hearing loss can occur after |
|---------------------|------------------------------|
|---------------------|------------------------------|

| | |
|-------------|----------|
| 85 Decibels | 16 Hours |
| 90 " | 8 " |
| 95 " | 4 " |
| 100 " | 2 " |
| 105 " | 1 " |
| 110 " | 1/2 " |
| 115 " | 15 Mins. |

SHOP NOISE LEVELS

| MACHINE | NOISE GENERATED |
|--------------|------------------|
| Planer | 108-118 Decibels |
| Jointer | 103-104 " |
| Router | 105-110 " |
| Belt Sander | 98-99 " |
| Table Saw* | 96-99 " |
| Circular Saw | 103 " |
| Disc Sander | 92-93 " |
| Saber Saw | 98 " |
| Hammering | 94 " |

*Blades make a difference on table saw noise many saw manufacturers are making their blades much quieter than in the past.

Stuffing cotton balls in your ears will not work. Use foam or rubber plugs or hearing muffs designed for hearing protection. Check the Noise Reduction rating on the package.

Even if you have some hearing loss you can protect the remainder of your hearing by using some type of protection. Find what you like best and what is comfortable to you, this way if its comfortable you will use it.

Remember that sound levels double every 3 decibels.

FREE SCRAP LUMBER

Paul Stepan of Toshiba has arranged for the members to pick up scrap lumber on Thursdays from 1 to 3 PM at 13131 W. Little York contact: Paul Stepan 896-5300 x2324 or Pete Flores at x2376.

You must have a gate pass that Paul passed out at the last meeting or you will not be able to remove any Toshiba scrap lumber.

SHOW AND TELL

Ken Wallis had quite a variety of bowls that he turned. He showed us a 8/4 maple turned bowl with 8 coats of Bartleys, a lidded maple bowl, Stave bowls of Walnut and one of Bubinga. For his stave bowls he first cuts 22 1/2 Degree cuts on the table saw and then does the final fit using a Disc sander on the bevels for that perfect fit.

Ken uses mostly Bartleys Gel Varnish, but recommends buying only the size you will need to complete the job as it does not have a long shelf life after it has been opened.

Another member made a black and white tile topped chest board top laid over particle board with black lacquered finish legs.

FEATURE OF THE MONTH--TURKEY PROJECTS

Do you have any good ideas for Turkey projects or projects that turned into Turkeys. Bring them in and share them with your fellow wood butchers.

BANDSAW BLADE FIELD TRIP

On Saturday Oct. 23 we had a field trip to Falcon-Auger at 4401 S. Pinemont, Suite 200.

Mike and Donna answered a slew of questions regarding the bandsaw blades and bandsaws. Jason welded up a 1 1/2 inch metal cutting blade, smoothed down the weld using a 1" hand belt sander. using a Dremel style hand

grinder cleaned the weld from the teeth and filed the band edge by hand, by doing this process by hand you can check the annealing.

When they finish with a blade, the teeth match and the backs are smooth. One of the Members brought a brand new blade that he had just purchased, Donna was so amazed that at the weld there were two teeth instead of one that they recut the blade and rewelded so that there was only one tooth at the weld instead of two. Mike also took a look at our blades and told us what caused them to break. Mike looked at Chucks blade and told him that he had a bad tire on his bandsaw, Chuck said that was right because he had just purchased a new tire on Friday to replace his bad tire. We all got our broken blades rewelded and learned alot about bandsaw blades.

The blades that they sell are industrial quality (made from a heavier blade stock than those you will find at the hardware stores.)

They also guarantee their welds--if you have one break and its still sharp, return it and they will reweld at no charge.

They also have special pricing for the Woodworkers Club of Houston members besure to tell them you are a member when you call to order blades.

We would like to Thank them for their generosity in hosting this field trip and fixing out broken blades.

FUTURE PROGRAMS

December program will be presented by a service rep. not a salesman, some of the questions he will be answering will be why does the glue I've been using successfully for months suddenly fail to work? Why are my glue joints turning white? How long do I need to clamp my joints? When has the lue reached full strength? We will list some more of the questions he will answer in the next newsletter. And he will answer any questions you might have on the subject of glue.

January we will have Jon Hall a representative of Bartley Finishes. Since most of the members are already using Bartley finishes this will be somewhat of an advanced seminar.

February we will have a representative from Stanley Tool Works. We will also have Door Prizes donated by the Stanley Co. We will list the Door prizes in future newsletters.

PASADENA TOOL SHOW

Pasadena Industrial will hold their fall sale under the big tent on November 12 thru 14. For further information see their add on the back page of this newsletter.

NOVEMBER MEETING

WHEN: November 13, 1993 9:00 A.M.

WHERE: BAYLAND COMMUNITY CENTER

PROGRAM: Jacob Schulzinger will talk about developing a Woodworking Library. What constitutes a good library. How to chose a good book for you, and much more.

Pasadena Industrial Presents *Our Fall '93*
Power & Hand Tool Show

Free Hot Dogs
 Drinks
 Lots of Door Prizes!

Nov. 12, 13 & 14

Fri 12 - 5:30 Sat 8 - 5:30 Sun 12 - 5:30

Just Tell em "Johnny Sent Me!"

222 West Pasadena Freeway, Pasadena Texas 77536 472-5588



4910 West 34th St, Houston, Texas 77092
 Hours: M-F 7:30-5:00 SAT 8:30-12:30
 (713) 686-6176 Phone
 (713) 686-3217 Fax


DOMESTIC & IMPORTED HARDWOODS

Ash, Basswood, Birch, Cherry, Mahogany, Maple, Red Oak, White Oak, Poplar, Walnut Etc.

High Quality Domestic & Imported
 Plywoods, Softwoods, Hardwood Veneer

We've Moved

Please Visit Us At Our New Location
4910 WEST 34th STREET
 (BETWEEN HWY 290 & MANGUM)



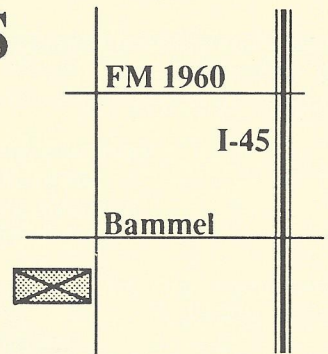
AUSTIN HARDWOODS

13001 VETERANS MEMORIAL DR.
 HOUSTON, TEXAS 77014

440-0764

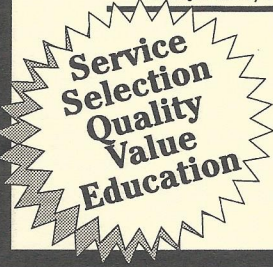
We stock over 80 species of lumber including rare exotics and turning stock. Plywood, Veneer, Moulding, Flooring, Tools, Millwork, Paneling Etc. also available

Exp. 2/93




WOODWORKING • UNLIMITED™

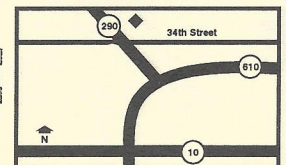
THE EQUIPMENT, THE TOOLS, THE ACCESSORIES, THE WOOD, THE HOW-TO INFORMATION, AND MOST IMPORTANTLY, THE ENCOURAGEMENT. THE WORKS.



- ◆ FREE Woodworking Classes
- ◆ Frequent Shopper Discount for Wood
- ◆ Large selection of hardwoods & exotic woods
- ◆ Make your own sawdust - try out the equipment
- ◆ Expert advice and instruction



Mon-Fri: 10-8
 Sat: 10-6
 Sun: Noon-5



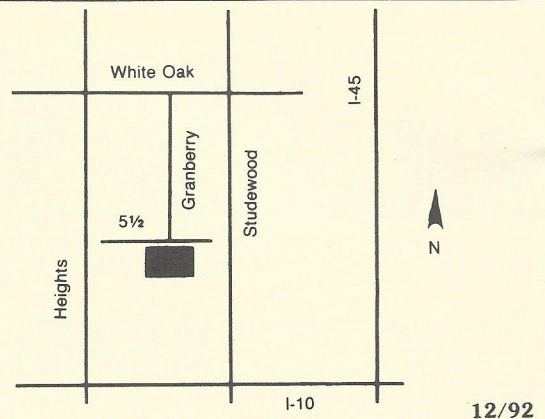
Northbrook Shopping Center
 5360 West 34th St. • Houston, TX
 (713) 681-5200

HARDWOOD LUMBER CO.

700 E. 51/2 St. (In The Heights)
Houston, Texas 77007
(713) 862-6628
Hours: M-F 7:30-5:00, Sat. 8:30-1:30

We stock over 65 species of lumber including
hard to find exotics!

Also: Plywood, Veneer, Moulding, Formica,
Custom Milling, Woodworking Tools, Books, etc.



Send Today for the Most Complete Catalog Selection of Woodworking Supplies

Please Enclose \$1.00 (3rd class) or \$2.00 (1st class)


Name _____

Address _____

City _____ State _____ Zip _____

Orders Shipped Within 48 Hours

7/93



21801 Industrial Blvd., Rogers, MN 55374

PRINTED BY SPEEDY PRINTING SERVICE OF TEXAS 3433 WEST ALABAMA, SUITE C • HOUSTON, TEXAS 77027 • 713-877-8466

Woodworkers Club of Houston
P.O. Box 34481
Houston, Tx 77234

